

Scheda Prodotto
Product Sheet

My Taos

Designer Sergio Bicego
Produzione / Production year: 1999 - Restyling 2018



Descrizione

My Taos è il progetto di divano che meglio spiega l'identità Saba. Il lavoro di restyling si è basato sui quattro principi cardine dell'azienda: la memoria, il confort, il design e la poesia. La memoria la si ritrova nel nuovo My Taos nella fedeltà al progetto originale mantenendo lo scorrimento in avanti e indietro dei pouf. Il confort ha riparametrato altezze e migliorato l'ergonomia con l'uso di materiali di ultima generazione. Il design ha ridisegnato nuovi tavoli d'appoggio funzionali e nuovi cuscini cilindrici d'appoggio. La poesia ha arrotondato le forme, smussato spigoli, addolcito le linee. My Taos è il tuo-nostro divano che spiega come un'idea eccellente non si consuma con la fragilità del tempo. Completamente sfoderabile.

Struttura - Imbottitura

Schienale in acciaio imbottito con poliuretano espanso e memory. Superiormente materassino in piuma d'oca rivestito con tessuto di cotone 100%.

Le sedute sono realizzate in legno con anima in poliuretano espanso e memory, materassino superiore in piuma d'oca con fodera in cotone al 100%.

I cuscini dello schienale sono imbottiti con Mollapiuma (50% piuma e 50% fibra dacron DuPont) con fodera in cotone al 100%. Il cuscino cilindrico ha l'anima in poliuretano espanso con inserto in metallo verniciato nero e rivestimento in fibra poliestere.

Piedini

In legno con tappo antisdrucciolo. Le sedute degli elementi centrali e chaise longue sono dotate di piedi in legno con tappo antisdrucciolo e ruote.

Description

My Taos is the sofa design that best communicates Saba's identity. Its recent redesign is based on the 4 pillars of the company: memory, comfort, design and poetry. My Taos stays true to its original design by maintaining the element of fluidity in the movement of the pouf structures. Improved comfort has redefined the heights of the back structures and improved the ergonomics using the latest generation of materials. This new design has also altered the fold-out side tables and new cylindrical support cushions. The element of poetry in the updated design has rounded the overall form, softening all edges and lines. My Taos sofa epitomizes how an excellent design stands the test of time. Fully removable covers.

Structure - Padding



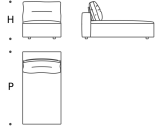
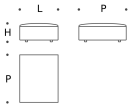


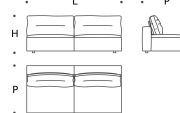
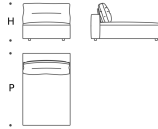
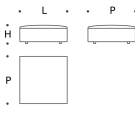
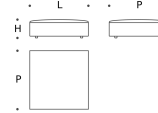
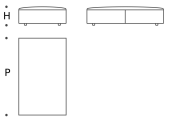

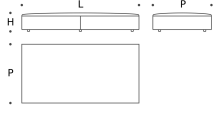
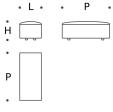
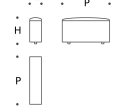
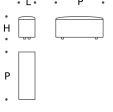
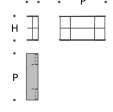
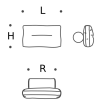
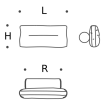




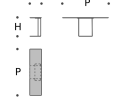
Backrest steel padded with polyurethane and memory foam. Upper mattress in goose down covered with 100% cotton fabric.

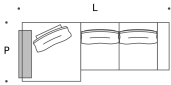
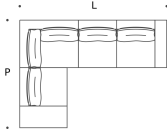
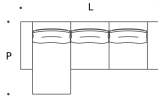
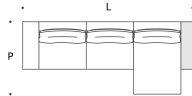
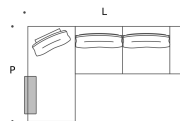
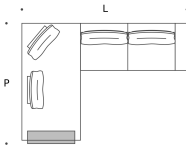
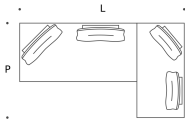
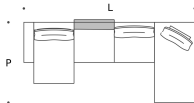
Seats are made in wood with polyurethane and memory foam, upper mattress in goose down covered with 100% cotton fabric.

The back cushions are padded with Mollapiuma (50% goose down and 50% dacron DuPont fiber) covered with 100% cotton fabric. The roll cushion has got polyurethane foam core with black painted metal insert and polyester fiber coating.


Feet

In wood with non-sliding plugs. The seats of central and chaise longue elements are provided with feet in wood with on-sliding plugs and wheels.

<p>Centrale 85 Central unit 85</p> <p>L = 85 cm P = 105 cm H = 82 cm</p> 	<p>Centrale 170 Central unit 170</p> <p>L = 170 cm P = 105 cm H = 82 cm</p> 	<p>Penisola 160x85 Chaise longue 160x85</p> <p>L = 85 cm P = 160 cm H = 82 cm</p> 	<p>Base 85x105 Base 85x105</p> <p>L = 85 cm P = 105 cm H = 41 cm</p> 	<p>Angolare 130x105 Corner unit 130x105</p> <p>L = 130 cm P = 105 cm H = 82 cm</p>  <p>esempio DX example R</p>
<p>Centrale 105 Central unit 105</p> <p>L = 105 cm P = 105 cm H = 82 cm</p> 	<p>Centrale 210 Central unit 210</p> <p>L = 210 cm P = 105 cm H = 82 cm</p> 	<p>Penisola 160x105 Chaise longue 160x105</p> <p>L = 105 cm P = 160 cm H = 82 cm</p> 	<p>Base 105x105 Base 105x105</p> <p>L = 105 cm P = 105 cm H = 41 cm</p> 	<p>Base 130x130 Base 130x130</p> <p>L = 130 cm P = 130 cm H = 41 cm</p> 
<p>Base 170x105 Base 170x105</p> <p>L = 105 cm P = 170 cm H = 41 cm</p> 	<p>Base 210x105 Base 210x105</p> <p>L = 105 cm P = 210 cm H = 41 cm</p> 	<p>Base 260x130 Base 260x130</p> <p>L = 260 cm P = 130 cm H = 41 cm</p> 	<p>Pouf terminale 48x105 Pouf end unit 48x105</p> <p>L = 48 cm P = 105 cm H = 41 cm</p> 	<p>Bracciolo 26 - H58 Armrest 26 - H58</p> <p>L = 26 cm P = 105 cm H = 58 cm</p> 
<p>Bracciolo 36 - H50 Armrest 36 - H50</p> <p>L = 36 cm P = 105 cm H = 50 cm</p> 	<p>Bracciolo tavolino 26 - H55 Low table armrest 26 - H55</p> <p>L = 26 cm P = 105 cm H = 55 cm</p> 	<p>Cuscino schiena 85 Back cushion 85</p> <p>L = 85 cm H = 48 cm R = 60 cm</p> 	<p>Cuscino schiena 105 Back cushion 105</p> <p>L = 105 cm H = 48 cm R = 80 cm</p> 	
<p>Cuscino arredo 45x45 Throw cushion 45x45</p> <p>L = 45 cm H = 45 cm</p> 	<p>Cuscino arredo 50x50 Throw cushion 50x50</p> <p>L = 50 cm H = 50 cm</p> 	<p>Cuscino poggiatesta 60x35 Lumbar cushion 60x35</p> <p>L = 60 cm H = 35 cm</p> 	<p>Tavolino 85x28 Low table 85x28</p> <p>L = 28 cm P = 85 cm H = 44 cm</p> 	<p>Tavolino 105x28 Low table 105x28</p> <p>L = 28 cm P = 105 cm H = 44 cm</p> 


<p>Composizione MYT2 Composition MYT2</p> <p>L = 333 cm P = 130 cm</p>  <p>esempio SX example L</p>	<p>Composizione MYT4 Composition MYT4</p> <p>L = 326 cm P = 238 cm</p>  <p>esempio SX example L</p>	<p>Composizione MYT6 Composition MYT6</p> <p>L = 307 cm P = 160 cm</p>  <p>esempio SX example L</p>	<p>Composizione MYT7 Composition MYT7</p> <p>L = 377 cm P = 160 cm</p>  <p>esempio DX example R</p>	<p>Composizione MYT10 Composition MYT10</p> <p>L = 348 cm P = 210 cm</p>  <p>esempio SX example L</p>
<p>Composizione MYT12 Composition MYT12</p> <p>L = 366 cm P = 268 cm</p>  <p>esempio SX example L</p>	<p>Composizione MYT13 Composition MYT13</p> <p>L = 365 cm P = 210 cm</p>  <p>esempio DX example R</p>	<p>Composizione MYT15 Composition MYT15</p> <p>L = 446 cm P = 210 cm</p>  <p>esempio DX example R</p>		

Struttura tavolino e bracciolo-tavolino / Low table and low table-armrest frame



Corten

Top tavolino e bracciolo-tavolino / Low table and low table-armrest top



Noce canaletto
Walnut veneer